



THE COMTÉ PAPER CHATTERBOX

*Which season are the cows put out to grass?*

*How many times a day are cows milked?*

**Comté and mango pairing**

*What do cows eat in winter?*

*In spring*

*Twice (morning and evening)*

*How many litres of milk does it take to make a Comté?*

**Comté and beetroot pairing**

*Hay*

*400 litres*

**Comté and vanilla pairing**

*The fruitière*

*In a cellar*

*What is the other word used to refer to a dairy?*

*The Jura Mountains*

*Chesse tester*

*In what dark location do the wheels of Comté age?*

*Comté and chocolate pairing*

*In which mountains is the Comté PDO area located?*

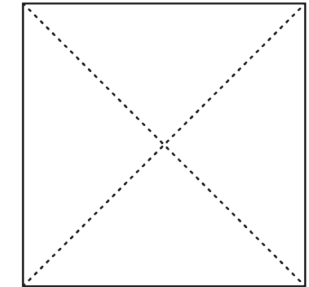

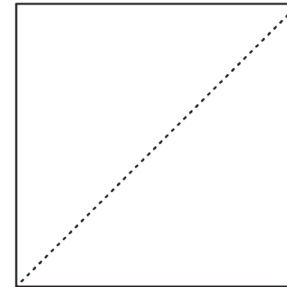
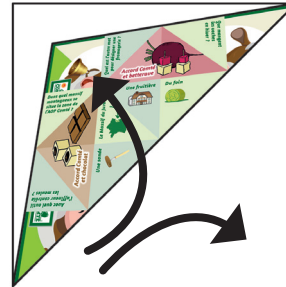
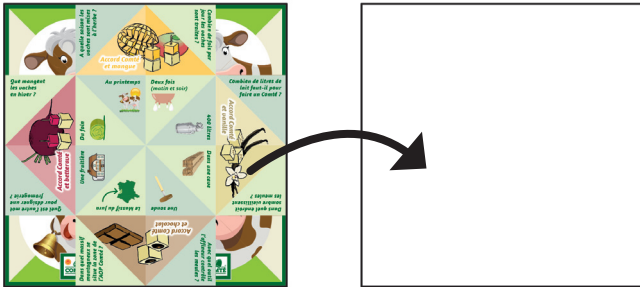
*With which tool does the affineur check the wheels of Comté?*

RULES OF THE GAME :

Cut out the visual and use the instructions (next page) to make the folds that will form the chatterbox. According to the number given by one of your friends (from 1 to 10), open the chatterbox in one direction, then in the other and do it until you have reached the chosen number. Then ask them a second number (from 1 to 4) and ask the corresponding question. You will find the answer underneath it.

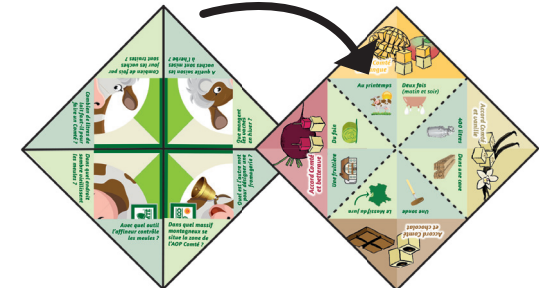
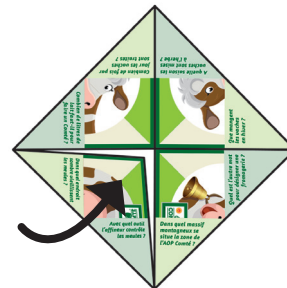
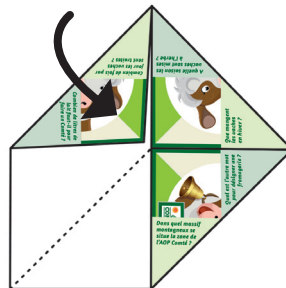
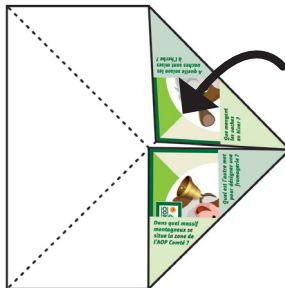
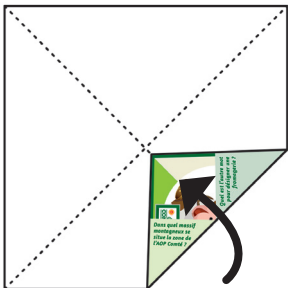
# THE COMTÉ PAPER CHATTERBOX

# ASSEMBLY INSTRUCTIONS




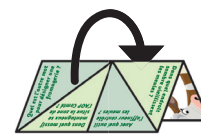
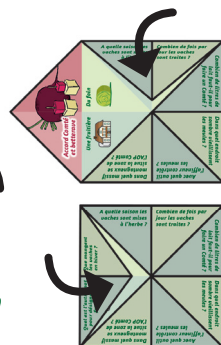
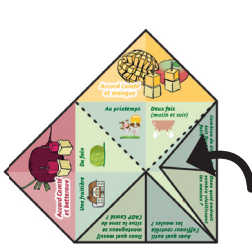
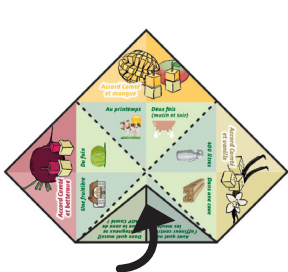
1. Cut out the paper chatterbox support and turn it around.

2. To mark the first folds, connect the opposite ends.



3. Connect the 4 corners in the centre to form a diamond shape.

4. Turn around the support again.



5. Connect the 4 corners in the centre again to form a square.

6. Fold the support in half to mark the last folds.

7. Turn the support over and lift the corners inside. Your Comté paper chatterbox is ready!